

The background of the slide features a series of concentric circles in a dark blue color, centered on the page. The circles vary in size, creating a sense of depth and focus towards the center.

capital
b a n k

As of March 2025

Investor Relations

Index

1.	Group Corporate Profile and Financial Highlights.	3
2.	Corporate Governance.	36
3.	Macroeconomic Developments and Banking Sector highlights.	40



Section 1

Group Corporate Profile and Financial Highlights

capital
bank

Our Vision, Mission and Strategic Pillars

Vision



To be **one of the leading banks** in the region placing our **customers** and **people** at the heart of our journey and **enabling** them to make informed life decisions.

Mission



To **simplify** daily banking and support economic **prosperity** through **digitisation, innovation** and **personalised** customer experience.

Strategic Pillars:



Operational Excellence

Enhance our digital capabilities and continue our digital transformation journey through continuous innovation while building an efficient future-ready infrastructure.



Customer Centricity

Expand into a holistic value proposition that meets the banking and investment needs of our clients and revolves around service excellence and elevated customer experience.



Sustainable Growth

Grow the Group's regional footprint, promote cross-border banking, diversify sources of revenue and optimise risk management framework to create sustainable and profitable growth that maximises shareholders' value.



Our People

Invest in our strongest asset; our people, through creating an inspiring workplace culture focused on the continuous building of capabilities.

Our Values

Ready to Serve You First
Customer Experience

Our clients are at the heart of all we do. We make every decision and measure every outcome based on how well it serves our customers. We Listen to our customers and strive to create an experience catered to their individual and unique needs through offering dynamic and personalised treatment.

Ready to Do the Right Thing
Integrity

We are honest, transparent and committed to do what is best for our partners. We openly collaborate in pursuit of the truth. When choosing between what is right and what is easy, we always choose what is right. Our ethical accountability is our corporate identity.

**Ready to Invest in Our People,
Our Greatest Capital**
People

Our people are the cornerstone of everything we do. The strength of Capital Group lies in the strength of our people. We invest in our people to maximise their potential and excel as leaders. We care for each other; and we create a work environment that enables employees to have both pride & enthusiasm towards the impact they are creating.

Ready to Embrace the Journey
Innovation

At Capital, we are resilient, and our strong foundation empowers us to approach everyday with curiosity, to seek out challenges by turning them into innovative opportunities that paves the way for constant growth. We adopt, adapt and act quickly.

Ready to Dream Big
Ambition

We acknowledge that the path to success is a continuous learning journey. Our shared and common drive towards growth and achievement makes us vibrate at a higher frequency with contagious enthusiasm towards accomplishment. We focus on solutions, and we arrive everyday inspired to make the impact through our talent, passion and hard work.

Ready to Own It
Accountability

We take the responsibility for outcomes and are empowered to make the decisions that will lead to those outcomes. We use our critical thinking capabilities and learnings from the past to take initiatives that allow us to collaboratively reach excellence.

Our Journey

Expansion

- Capital Bank expands into the Iraqi market and acquires a majority stake in the **National Bank of Iraq (NBI)**.
- NBI's outlook becomes geared towards expansion and the Bank's structure changes to a corporate governed one.

Acquisition

- Capital Bank completed the **acquisition of Bank Audi** branches and operations in Jordan and Iraq.
- Capital Bank Group through its subsidiary NBI is granted a license to establish a **branch in Riyadh** following the approval of the Saudi Council of Ministers.

Transformation

- Capital Bank embarks on an all-encompassing **transformation** Journey.
- Capital Bank goes into the **leasing** business in Iraq and expands leasing operations in Jordan.

1995

2005

2006

2021

2022

2023

2024

Establishment

- Established in 1995 in **Amman – Jordan**, Capital Bank is a publicly listed bank, quoted at the Amman Stock Exchange.

Diversification

- **Capital Investments** – the investment banking and brokerage arm of Capital Bank Group is established.
- Capital Investments provides asset management, brokerage and corporate finance advisory services through its offices in Jordan, Iraq and the UAE / Dubai International Financial Center (DIFC).

Growth

- Capital Bank launches its all-digital bank '**Blink**'.
- Capital Bank issues a tier I **perpetual bond** listed on Nasdaq Dubai.
- Capital Bank raises capital and Saudi Arabia's Public Investment Fund (PIF) becomes a strategic investor with ~24% stake.
- Capital Bank completes the **acquisition and merger of Société Générale de Banque Jordanie**.

Going Further

- Shifting gears with a refocused strategy to further enhance the core operations for sustainable growth targets.

A Regional Bank – With a Diversified Business Model (Q1, 2025)

Global Presence Across

4 Markets

(Jordan, Iraq, K.S.A. and U.A.E.)

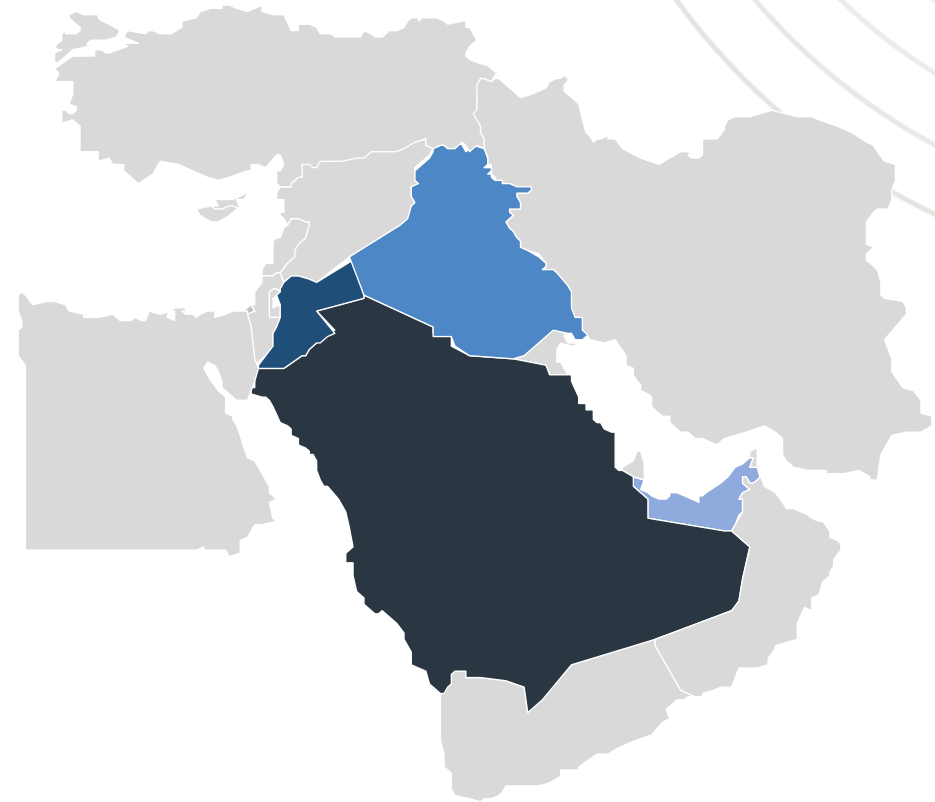
2.7K

Employees
Globally

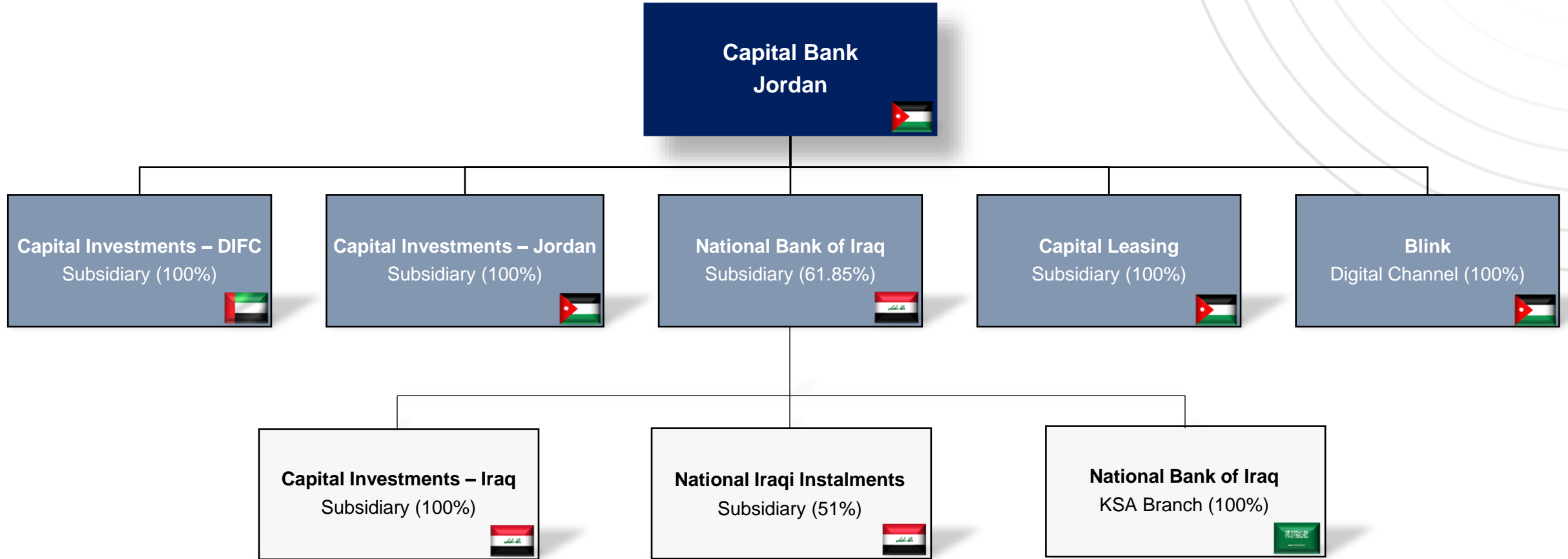
34 Branches in **Jordan**

33 Branches in **Iraq**

1 Branch in **K.S.A.**



Structure of the Group



Capital Bank Group – Snapshot Q1, 2025

4th Largest In the Jordanian market.	USD 11.6b Total Assets	Sturdy Capital Base Above CBJ requirement of 14.5%.	CAR at 15.88%	
Market Heavyweight Fastest growing bank since year 2020.	USD 4.9b Net Loans	Solid Coverage Ratio Including collaterals, the ratio will be 113%	75.7%	
Stable Credit Rating	b1 Positive Outlook MOODY'S	bb CI CAPITAL intelligence	Strategic Investor Public Investment Fund since June 2022.	USD 735m Market Cap
Generating Superior Returns through a Robust Foundation .	\$ 1.2b Equity	Listed on Nasdaq Dubai's Market Perpetual Bond Tier 1.	\$ 100 million	
Sound Net Stable Funding Ratio.	NSFR at 137%	Dividends As a percentage of capital (2024).	15%	
Sufficient Reserve Of high-quality liquid assets.	LCR at 226%	Driving Strong Return on Equity through Strategic Excellence .	26% ROE	

Group Consolidated Financials

In USD Mn

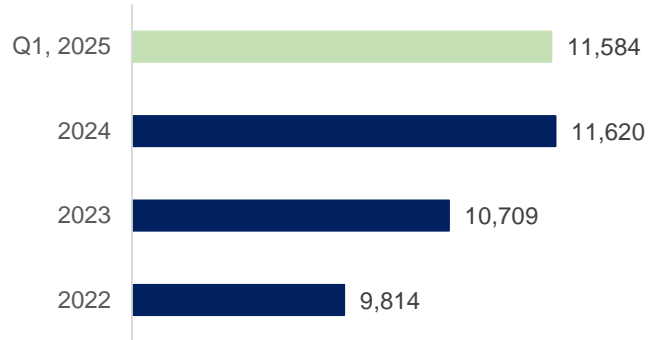
Income Statement Items	2023	2024	Q1, 2024	Q1, 2025
Net Interest Income	251	296	74	84
Gross Operating Income	489	568	155	154
<i>Total Operating Expenses</i>	<i>(190)</i>	<i>(219)</i>	<i>(47)</i>	<i>(52)</i>
Net Operating Income	299	349	108	102
<i>Provision</i>	<i>(119)</i>	<i>(87)</i>	<i>(23)</i>	<i>(22)</i>
Net Acquisition Impact	-	-	-	-
<i>Income Tax Expense</i>	<i>(29)</i>	<i>(36)</i>	<i>(16)</i>	<i>(9)</i>
Net Profit	150	226	69	71

In USD Bn

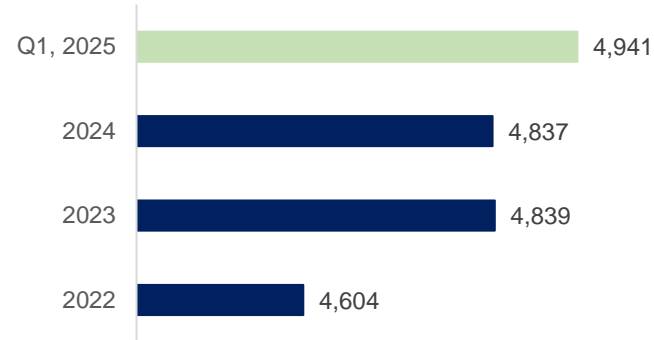
Balance Sheet Items	2022	2023	2024	Q1, 2025
Total Cash & Equivalents	1.4	2.1	2.6	2.3
Net Credit Facilities	4.6	4.8	4.8	4.9
Investment Portfolio	3.1	3.1	3.4	3.6
Total Assets	9.8	10.7	11.6	11.6
Customer Deposits	6.9	7.7	8.3	8.3
Cash Margins	0.6	0.7	0.9	1.0
Paid up Capital	0.4	0.4	0.4	0.4
Total Equity	0.9	1.0	1.2	1.2

Strong Financial Track Record – Balance Sheet (USD millions)

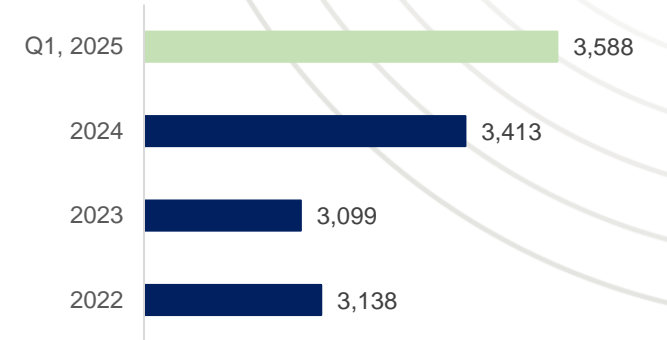
Total Assets
CAGR 8%



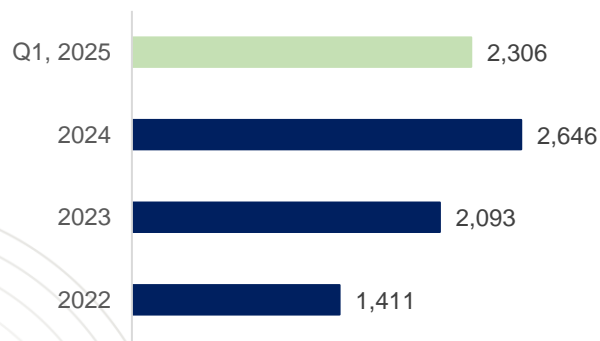
Net Loans in USD 000s
CAGR 3%



Investments Portfolio
CAGR 6%



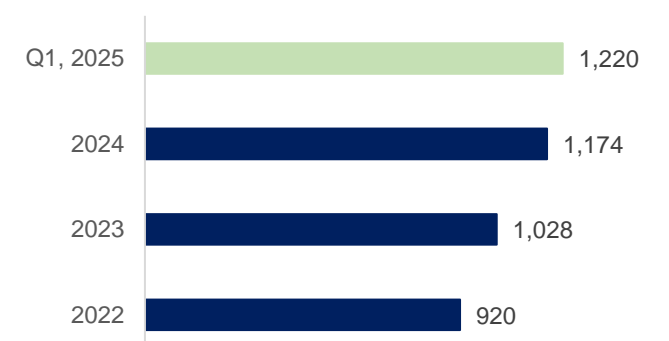
Cash & Balances
CAGR 24%



Customer Deposits & Margins
CAGR 10%

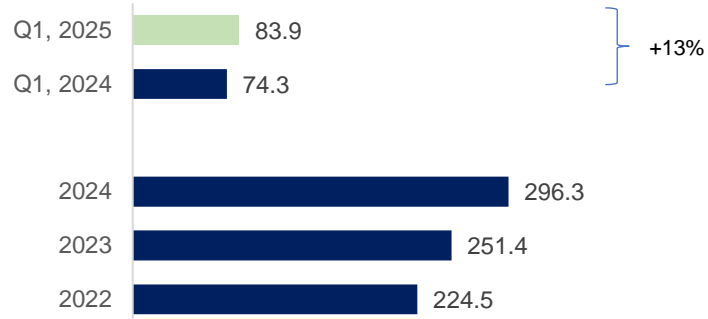


Total Shareholders' Equity
CAGR 13%

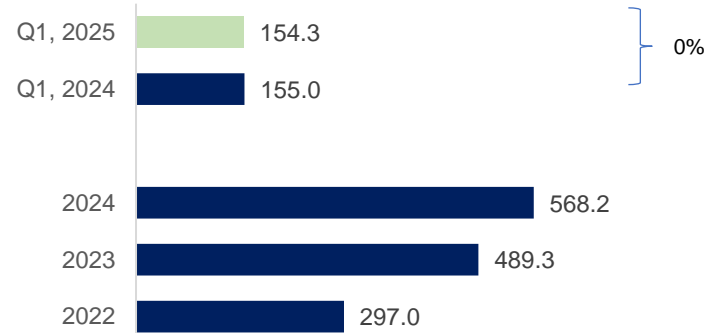


Strong Financial Track Record – Income Statement (USD millions)

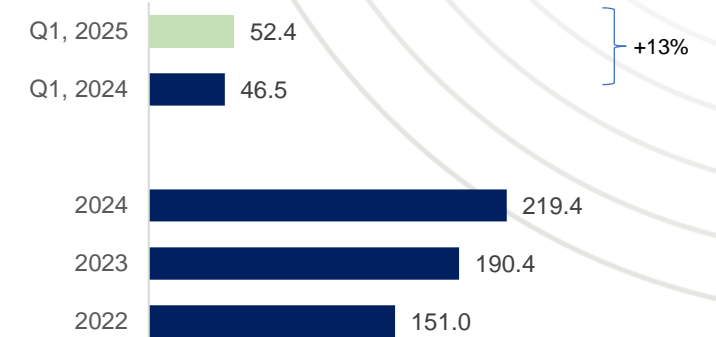
Net Interest Income
CAGR 15%



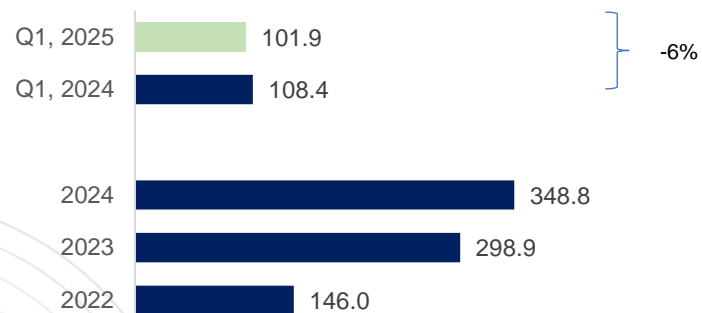
Gross Operating Income
CAGR 38%



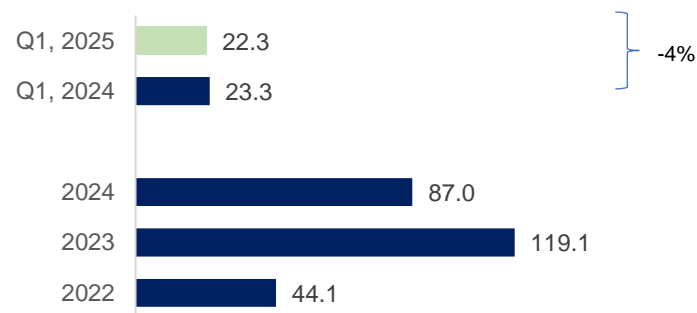
Total Operating Expenses
CAGR 21%



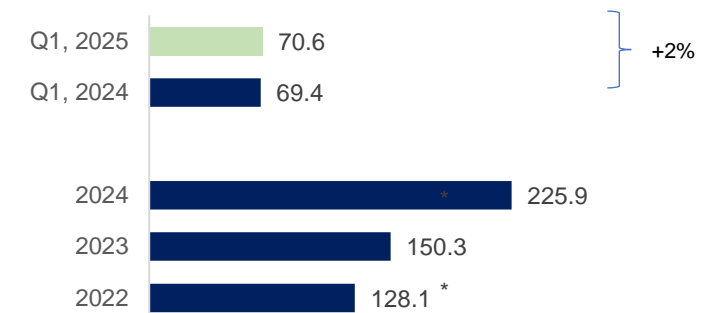
Net Operating Income
CAGR 55%



Provisions
CAGR 40%



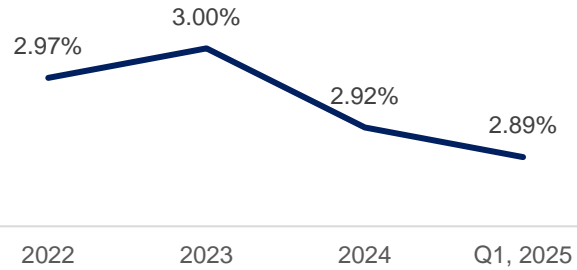
Net Income
CAGR 33%



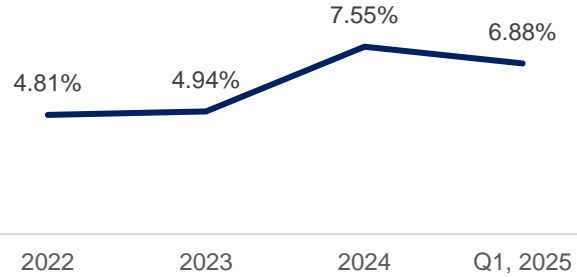
* Includes one-off gain from acquisition of SGBJ in 2022.

Strong Financial Track Record – Ratios

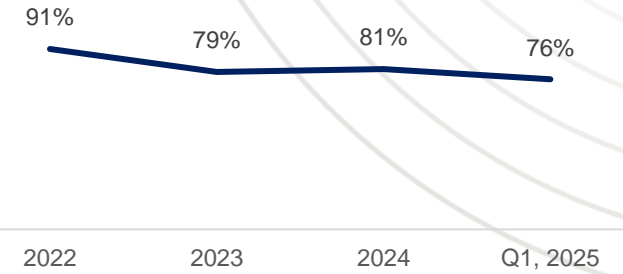
Net Interest Margin (Spread)



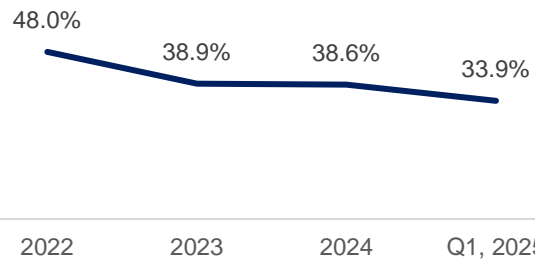
NPL Ratio



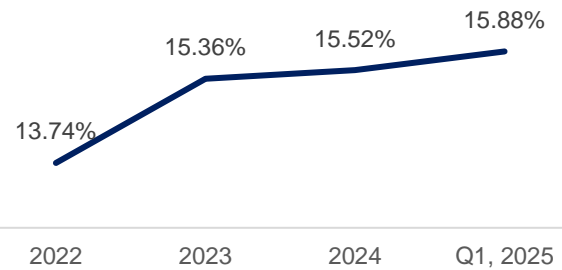
Provision Coverage Ratio¹



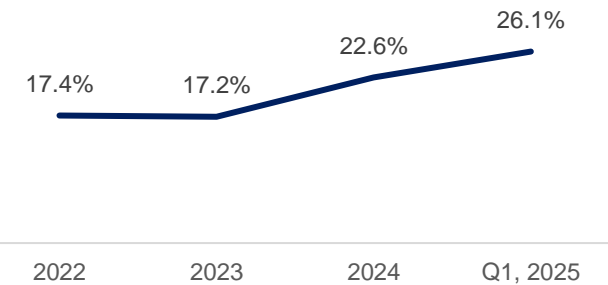
Efficiency Ratio



Capital Adequacy Ratio



Return on Equity Ratio²

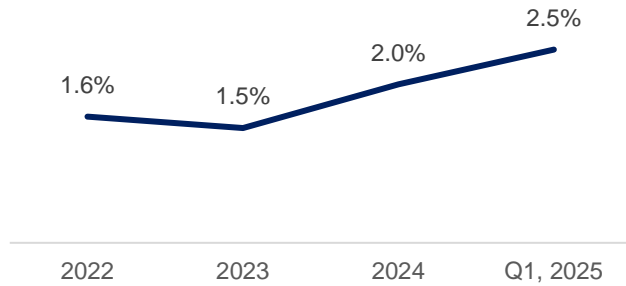


¹ Annualised for Q1, 2025.

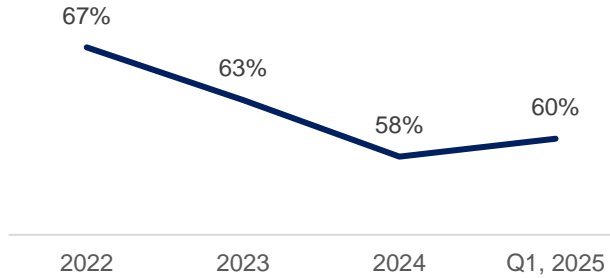
² Including collaterals, coverage ratio for 2022 is 131%, 126% for 2023 and 110% for 2024 and 113% for Q1 2025.

Strong Financial Track Record – Ratios

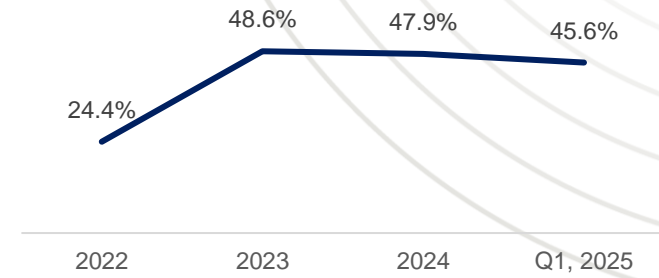
Return on Assets*



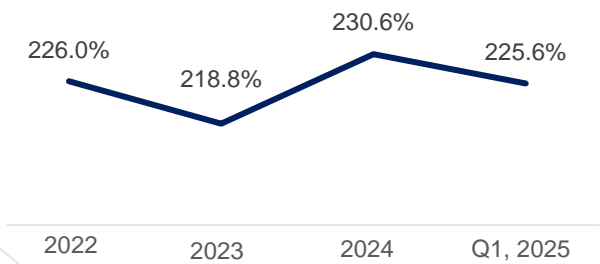
Loan to Deposit Ratio



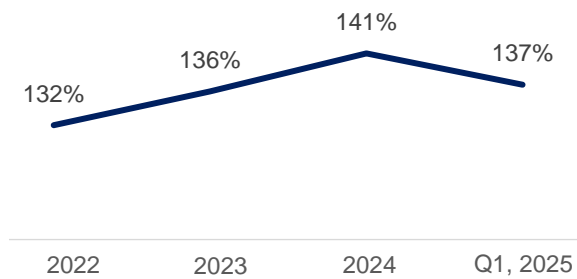
Non Interest Income / Gross Revenue



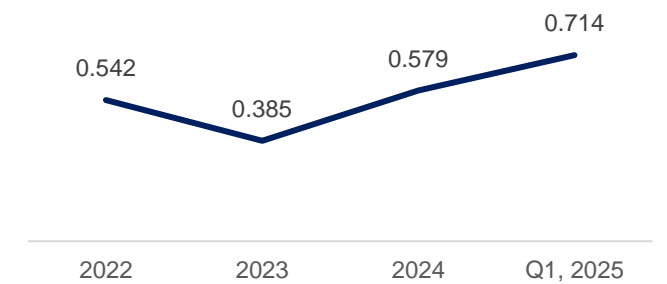
Liquidity Coverage Ratio



Net Stable Funding Ratio



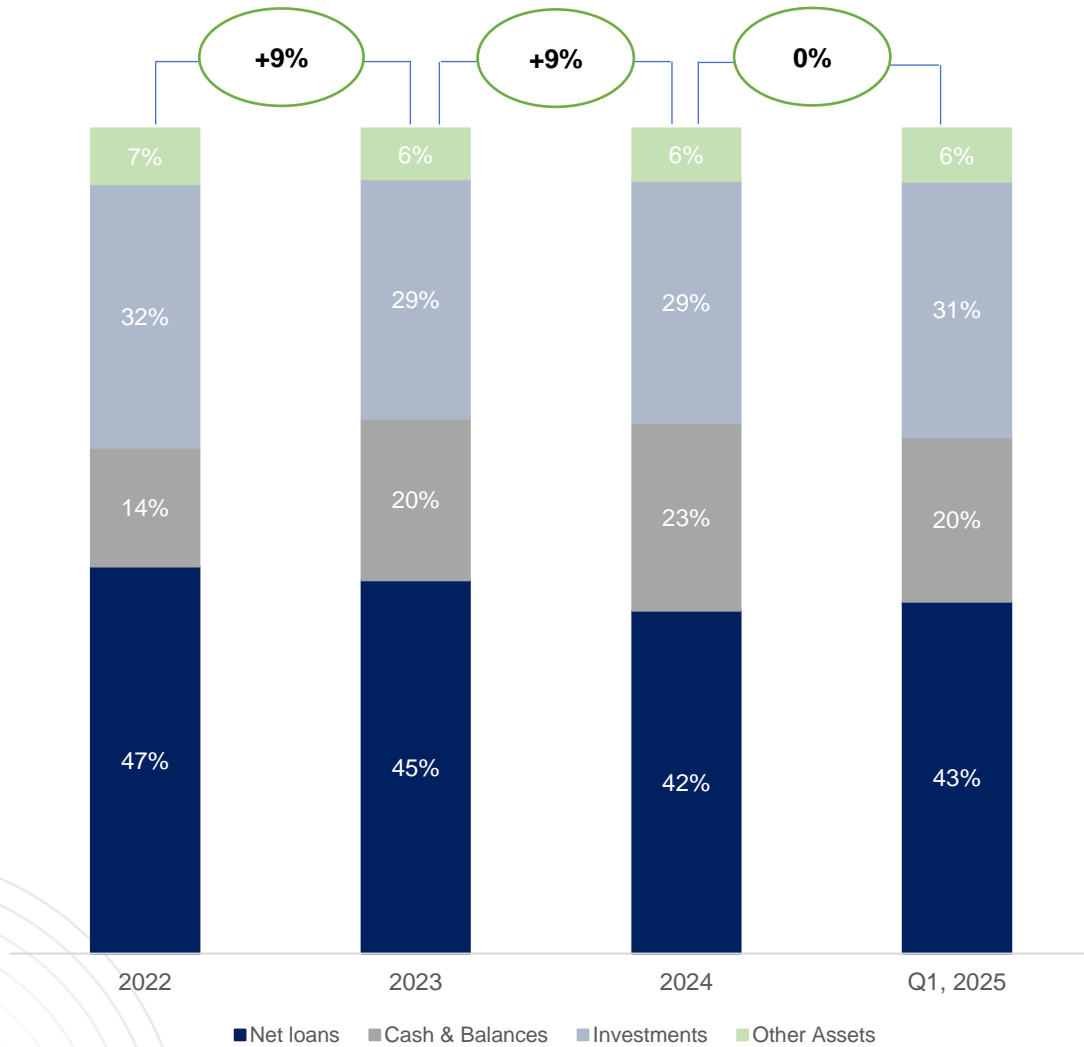
Earnings Per Share*



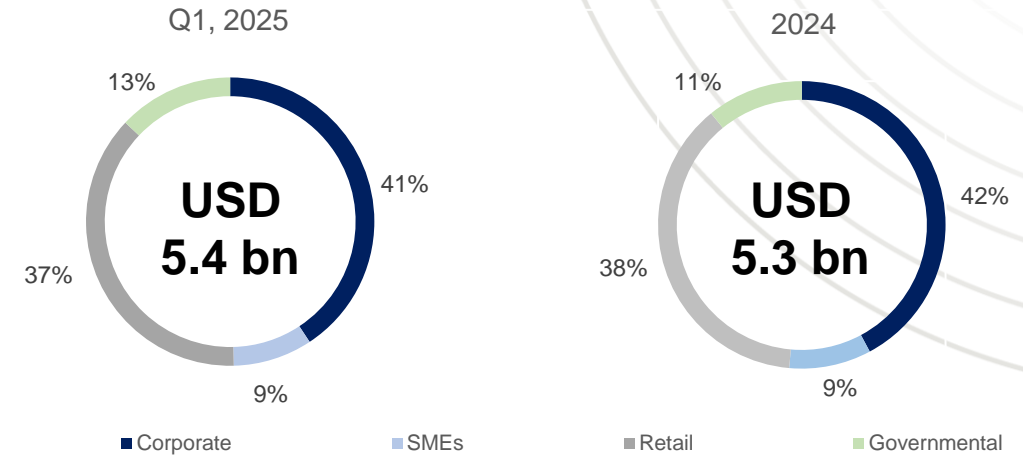
* Annualised for Q1, 2025.

Assets Breakdown

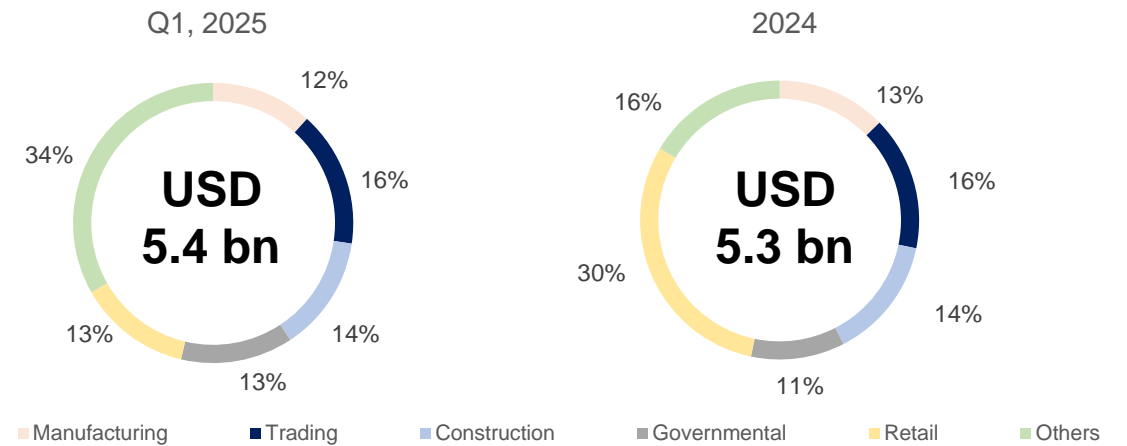
Assets Breakdown



Gross Portfolio Breakdown

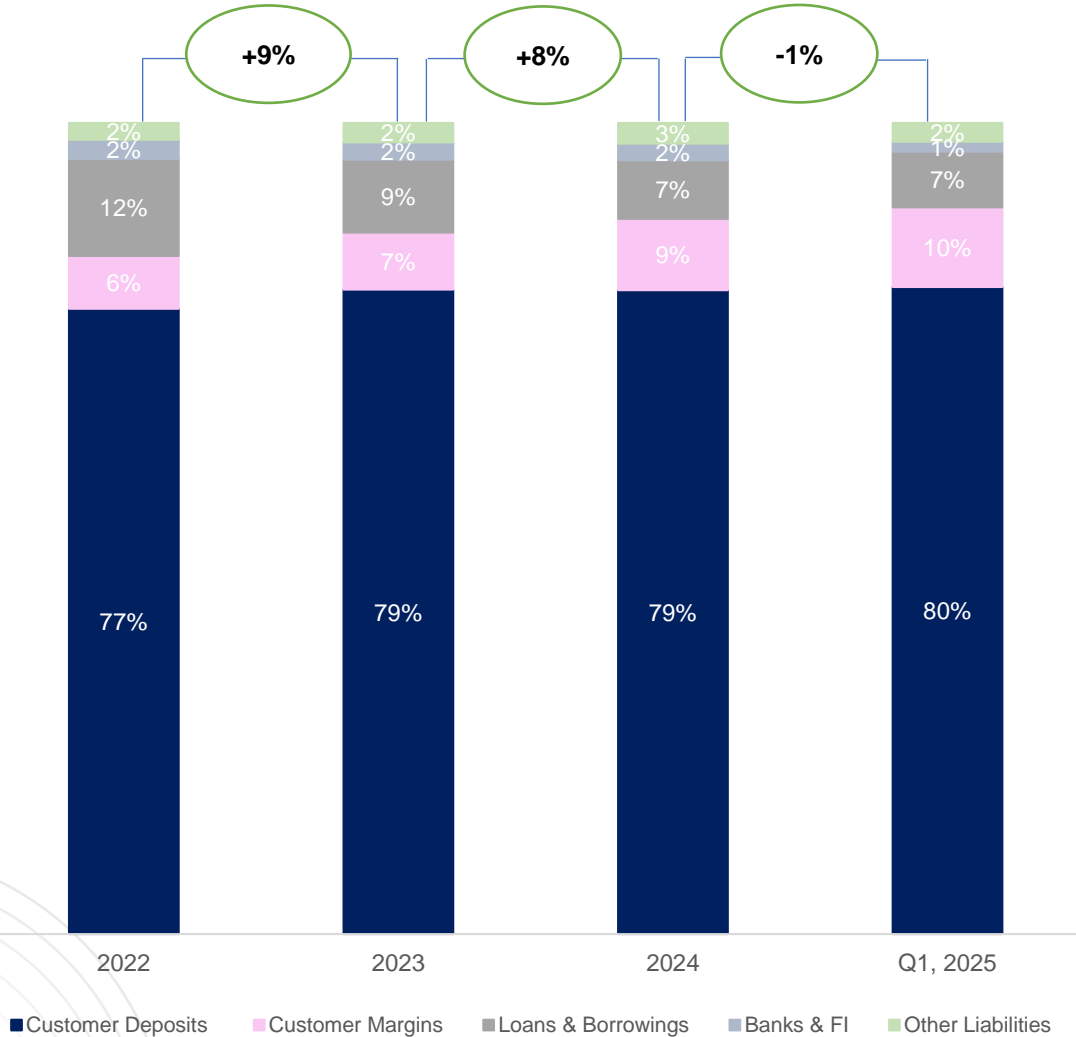


By Sector

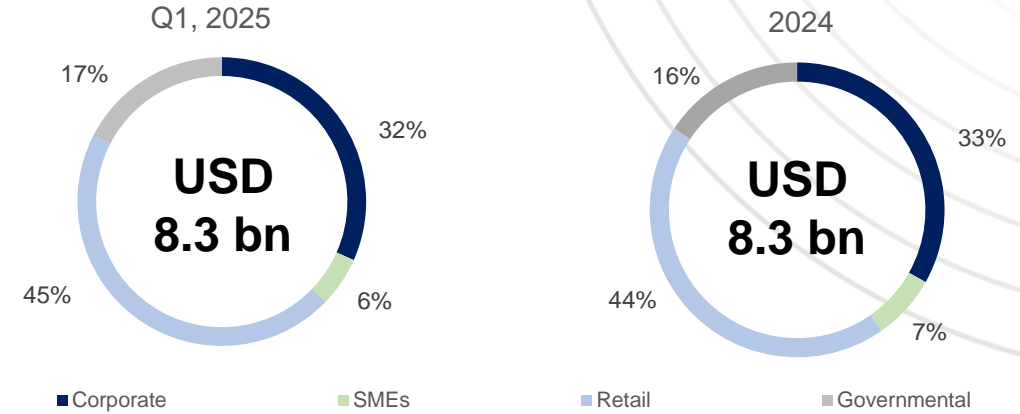


Liabilities Breakdown

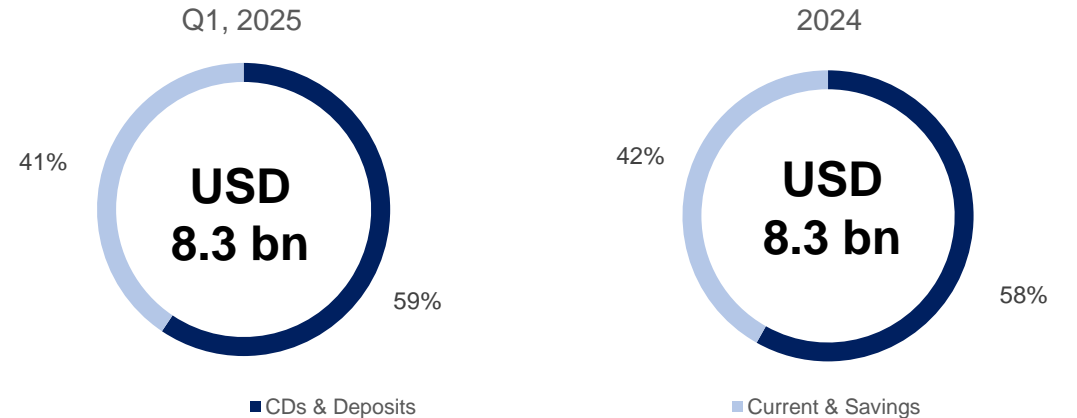
Liabilities Breakdown



Customer Deposits by Segment

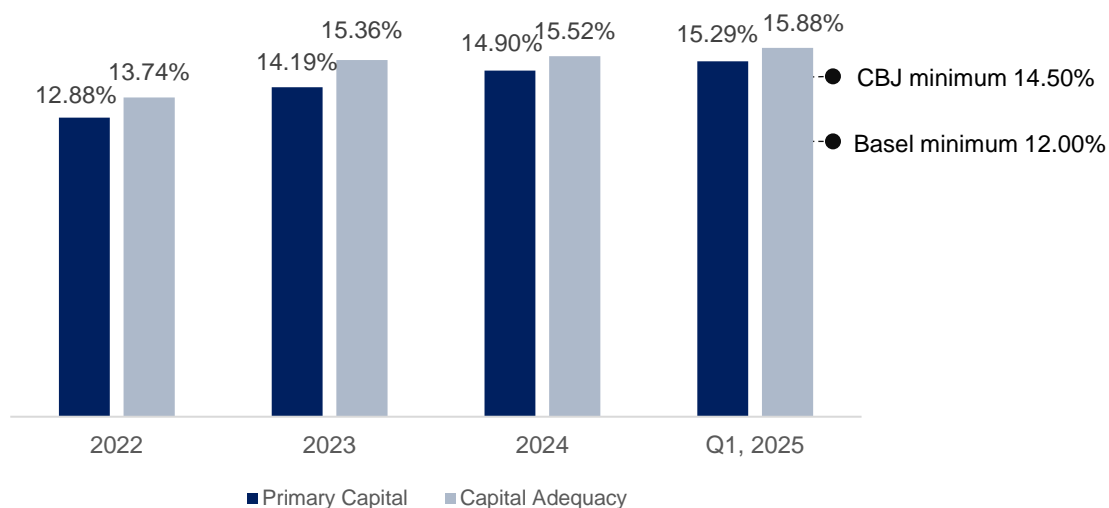


Customer Deposits by Type



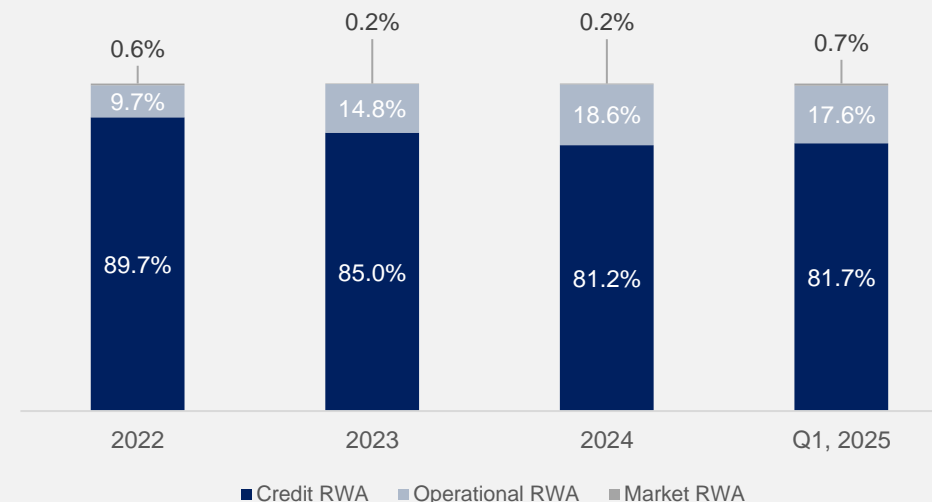
Strong Capital Base

Capital Adequacy Walkthrough



By December 2024, **Capital Ratios** were **above** the minimum regulatory requirements; **CAR** ratio is at **15.88%** against Basel and Central Bank of Jordan's requirement of 12% and 14.5% respectively.

RWA Movement



Consolidated USD 000s	2022	2023	2024	Q1, 2025
Tier 1 Capital	723,724	780,815	903,256	981,923
Tier 2 Capital	48,502	64,127	37,422	37,431
Total Regulatory Capital	772,226	844,941	940,678	981,923
Total RWAs	5,619,691	5,502,598	6,061,936	6,420,240
Capital Adequacy	13.74%	15.36%	15.52%	15.88%

Market Share for Jordan Branches – February 2025









Item	Banking Sector*	Growth**	Capital Bank Jordan*	Growth**	Market Share Dec 23	Market Share Dec 24	Market Share Feb 25
Total Assets	99,849	1.3%	7,990	0%	8.5%	8.1%	8.0%
Deposits	66,724	1.3%	5,687	0.1%	8.9%	8.6%	8.5%
Loans	49,653	1.2%	3,433	1.6%	7.9%	6.9%	6.9%

* In USD millions.

** Growth is measured against December 2024.

Source: Association of Banks in Jordan – Monthly Banking Report (April 2025 Edition).

Peer Comparison – Q1, 2025

	Total Assets ¹	Net Loans ¹	Deposits ¹	Equity ²	Net Profit ²	Efficiency Ratio	ROE
 Arab Bank PLC	43.0	18.1	29.3	6,430	253	33.5%	16.3%
 Housing Bank	13.0	6.7	8.5	2,043	56	44.3%	11.2%
 Bank al Etihad	12.2	6.5	9.3	997	19	50.4%	8.5%
 Capital Bank	11.6	4.9	8.3	1,220	71	33.9%	25.7%
 Jordan Kuwait Bank	8.1	2.8	5.7	1,308	61	34.0%	21.1%
 Cairo Amman Bank	5.7	3.2	3.5	704	10	63.9%	6.0%
 Jordan Ahli Bank	5.0	2.4	3.2	576	8	56.1%	7.3%
 Bank of Jordan	4.4	2.1	3.2	735	19	57.6%	10.2%

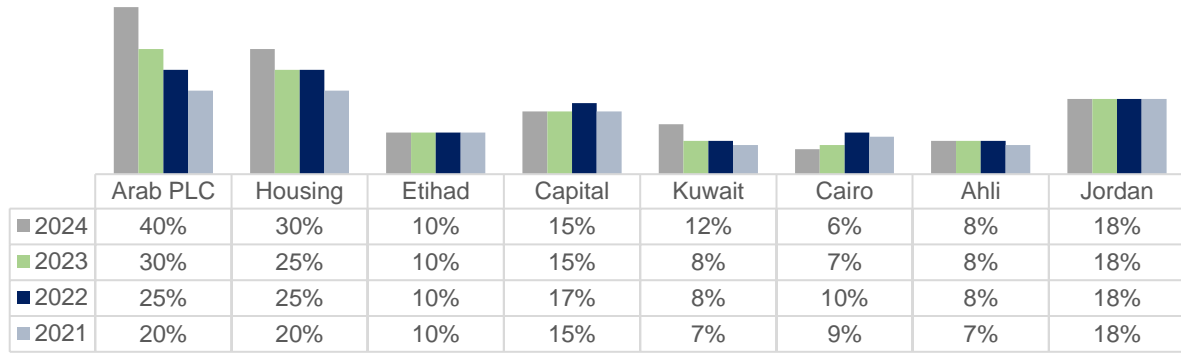
¹ USD billions.

² USD millions.

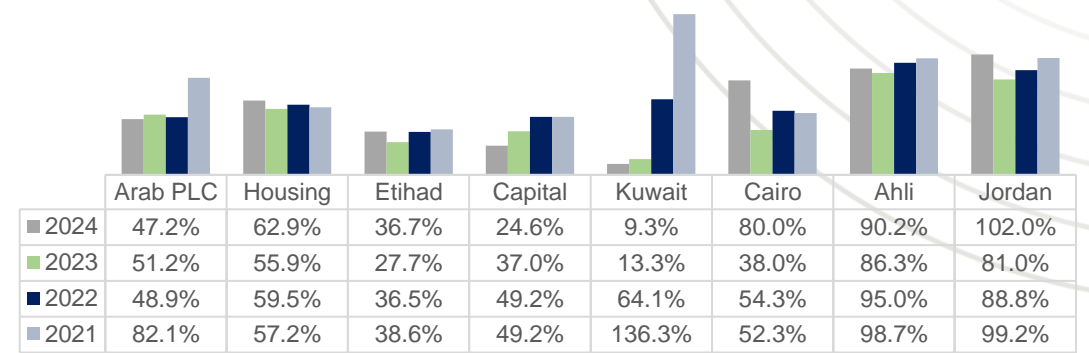
Source: Amman Stock Exchange

Capital Bank Stock – Versus Peers

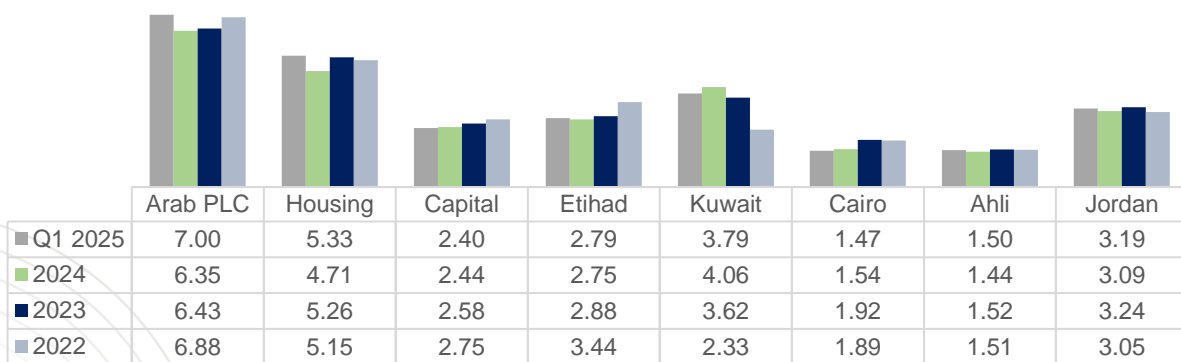
Dividend as a Percentage of Capital



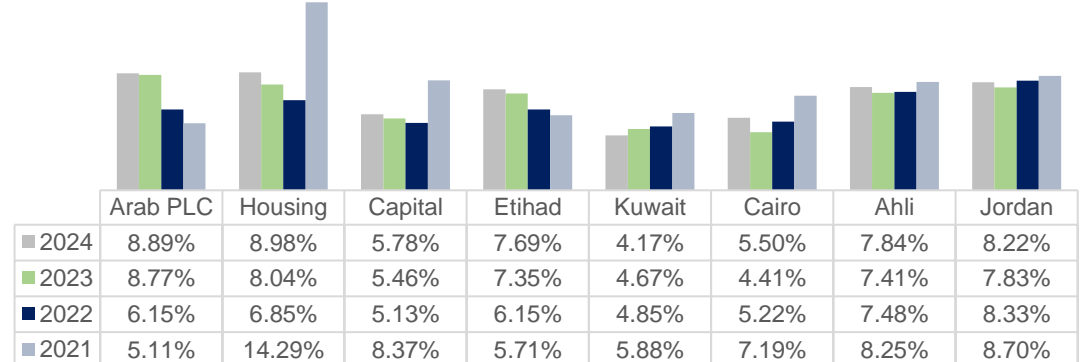
Dividend Payout Ratio



Stock Closing Price (in USD)



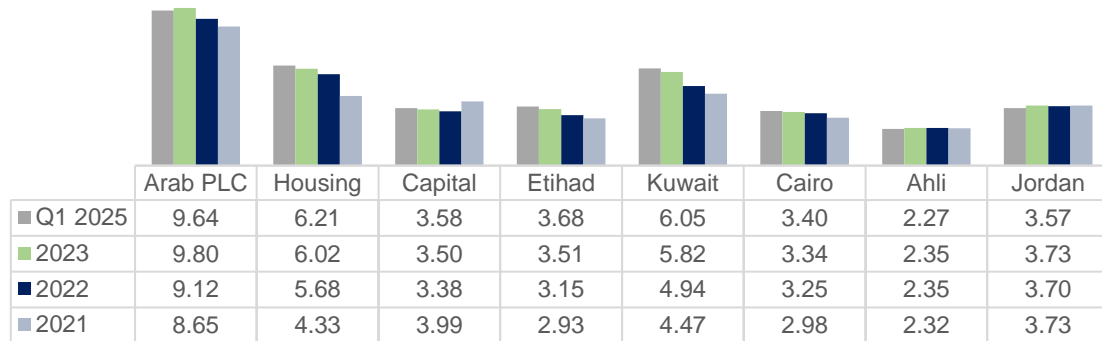
Dividend Yield



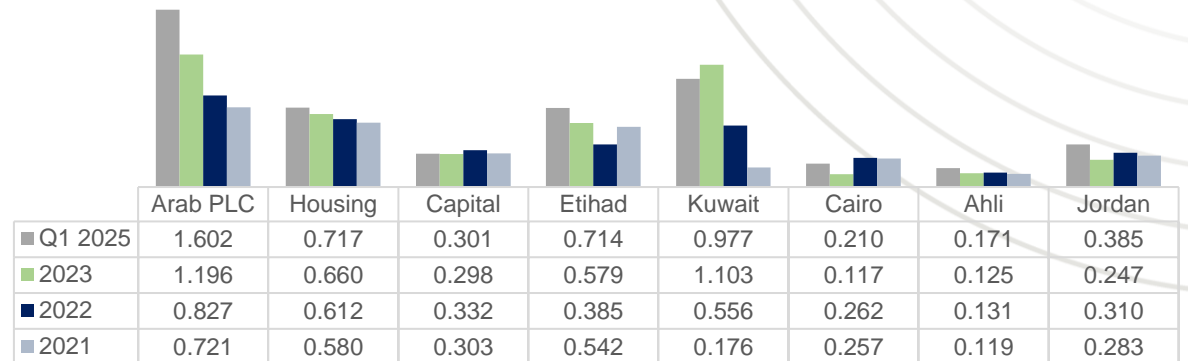
Source: Amman Stock Exchange.

Capital Bank Stock – Versus Peers

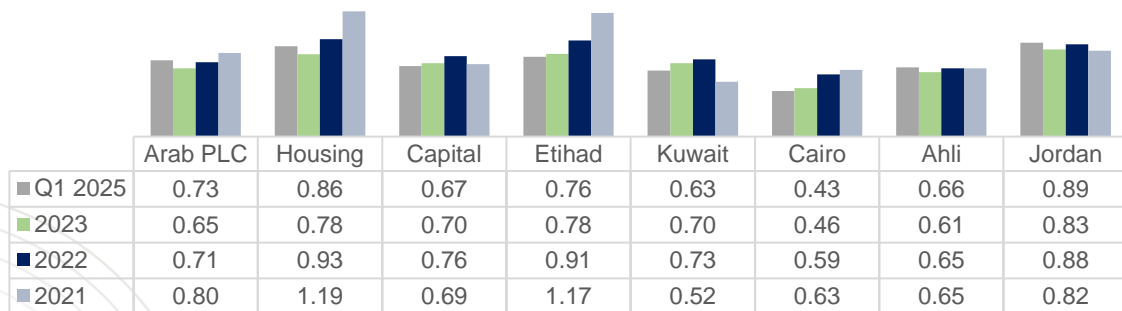
Book Value Per Share (in USD)



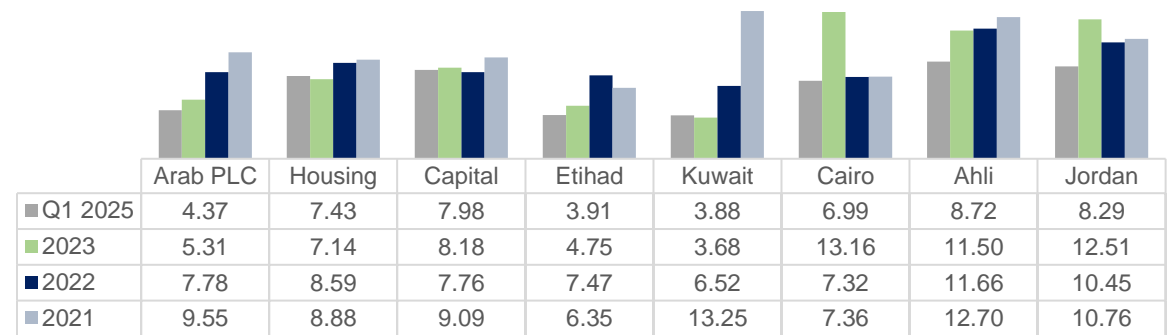
Earnings Per Share (in USD)



Price to Book Value



Price to Earnings Ratio



Source: Amman Stock Exchange.

Capital Bank Stock

Listed on: Amman Stock Exchange (ASE). **Subscribed Shares:** 263,037,122

Symbol: CAPL.

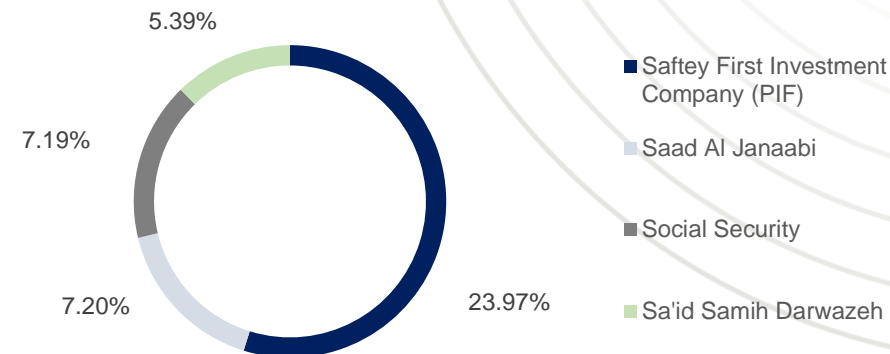
Free Float: 45.7%.

ISIN: JO1101711017.

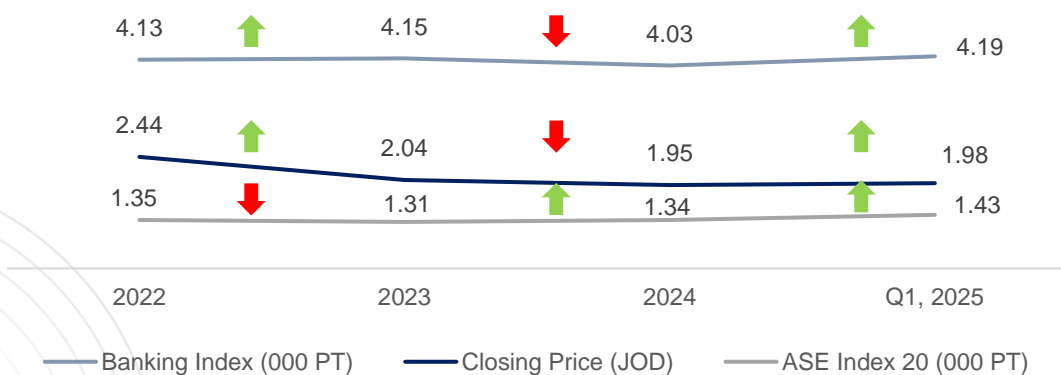
Share Turnover*: 4.22%.

Year	Opening Price	Closing Price	High Price	Low Price
Q1, 2025	JOD 1.95	JOD 1.98	JOD 2.03	JOD 1.92
2024	JOD 2.04	JOD 1.95	JOD 2.11	JOD 1.80
2023	JOD 2.44	JOD 2.04	JOD 2.60	JOD 1.85
2022	JOD 2.03	JOD 2.44	JOD 3.10	JOD 2.00
2021	JOD 0.98	JOD 2.03	JOD 2.06	JOD 0.98

Major Investors with 5% Ownership or More (31.03.2025)



Capital Bank Share vs ASE20 and Banking Index (Closing Price Q1, 2025)



Market Cap in USD millions



* Volume of traded shares over the past 12 months divided by number of outstanding shares.

Enhancing Capital Base

Market Maker of Perpetual Bonds in Jordan

In February 2022, Capital Bank Group bolstered its capital base with the issuance of a **Tier 1** perpetual bond for **USD 100m**. The bond is the first issuance of its kind for a Jordanian bank in the local market and the first by a Jordanian Company to be listed in the region's international financial market – **NASDAQ** Dubai. Coupon Rate of **7%**.



Attracted a Strategic Investor As a Major Shareholder

In June 2022, a capital raise was completed through issuing shares to the Public Investment Fund (**PIF**) of Saudi Arabia – PIF is the world's **5th** largest sovereign wealth fund, with AUMs of approximately **USD 925m**.

- Public Investment Fund became a strategic investor with **23.9%** through the issuance of **63 million** new shares.
- Subscription was for approximately **USD 185m** through a private placement.

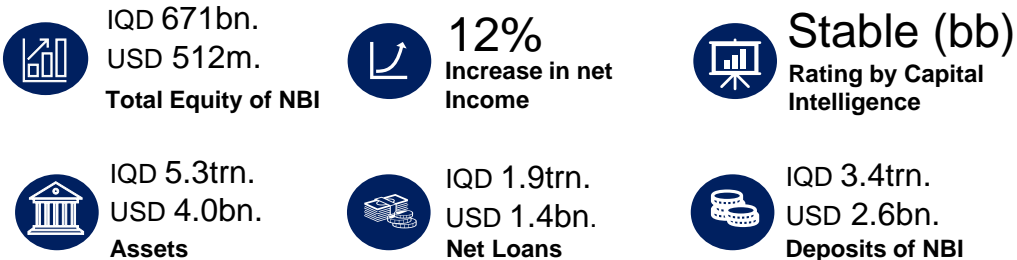


National Bank of Iraq – In Brief

Business Overview

- National Bank of Iraq (NBI) is **one of the leading commercial banks in Iraq**, offering various banking services. The Bank was established in 1995 and is headquartered in Baghdad, Iraq.
- NBI is **publicly traded** on the Iraq Stock Exchange (symbol: **BNOI**) and is ranked first amongst privately held banks in terms of total assets. Capital Bank of Jordan ('Capital Bank') owns a majority stake of ~ **62%** in NBI.
- NBI provides a range of innovative banking services through **three** main segments, namely **personal, corporate, and SMEs**.
- NBI also provides **Brokerage Services, Leasing, Custody Services and Investment Services** (including trading in gold, foreign currency and oil).
- NBI has access to a large network of **correspondent banks** directly and through Capital Bank in addition to solid relations with **foreign and international development financial institutions** such as Saudi Exim Bank, PROPARGO and the IFC.

Key figures – Q1, 2025



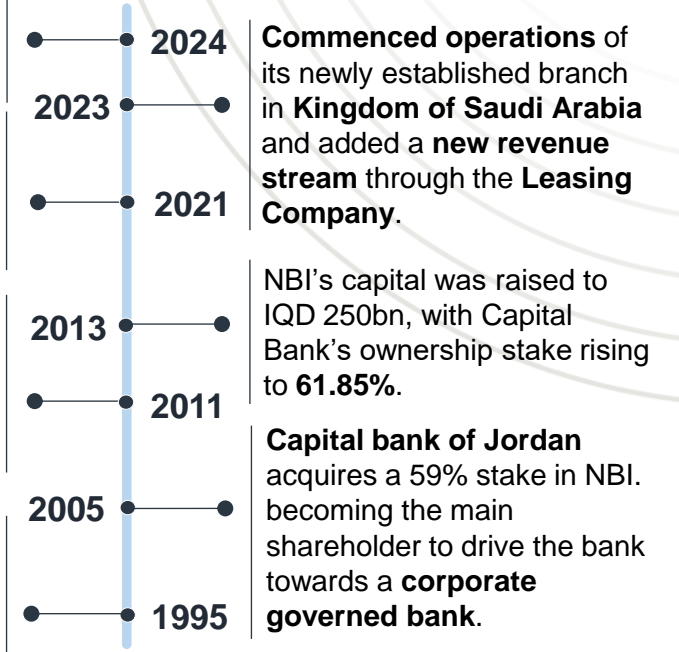
Timeline

Capital increased to become **IQD 400 billion from IQD 300 billion** in 2023.


NBI acquired **Bank Audi's branches** in March 2021, further strengthening positioning in Iraqi market.

NBI's capital is raised to IQD 100bn, adopting a **new strategy** focused on building capacity and improving infrastructure to service large corporates.

National Bank of Iraq established as a **publicly traded private bank** in Iraq with a capital of IQD 400m.



Key facts – Q1, 2025



Capital Investments – Unparalleled Scope of Services

Business Overview

Headquartered in Jordan, with a wide-reaching presence across the Middle East, Capital Investments has been shaping and elevating the MENA region's financial services sector since its establishment in 2006.

Capital Investments is a market leader in providing comprehensive investment banking services, from Asset Management and Brokerage to Corporate Financial Advisory, serving a diverse array of local, regional and international clientele, and high-net-worth individuals.

As of end of 2024



Assets Under Management

~USD 1.2bn



Number of Brokerage Accounts

~9K

Locations: Jordan, Iraq and U.A.E. (DIFC).

Value Proposition and Service Offering

Advisory

- Mergers & Acquisitions.
- Equity capital markets.
- Debt capital markets.
- Project finance.
- Corporate and financial restructuring.
- Corporate valuation.
- Government Advisory.
- Public Private Partnerships (PPP).
- Financial and Strategic advisory.
- Capital structure advisory.
- Islamic financing.

Asset Management

- Multi-Asset class solutions.
- Fixed income funds.
- MENA market funds.
- Structured products.
- Sharia-compliant products.
- Investment advisory.

Brokerage

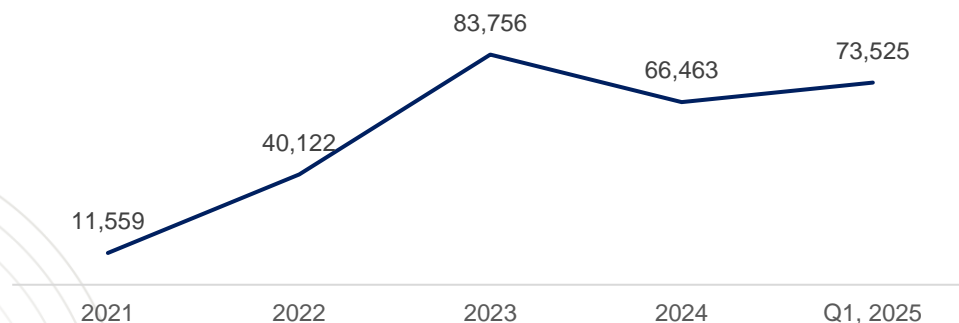
- Local, regional and international markets.
- Equities
- Treasuries and corporate bonds.
- Structured products.
- Precious metals.
- Equity research.
- Sector reports.
- Economic reports.
- Market reports.

Capital Leasing Co. – Unlocking Potential

Business Overview

- In a brief timeframe, Capital Leasing managed to establish itself in the market after its inception in 2017 and subsequent acquisition by Capital Bank of Jordan in 2022.
- The preference for leasing among customers in Jordan stems from its advantages especially in real estate contracts due to the benefits extended to both lessors and lessees that surpass conventional bank mortgage loans. Lessors, usually real estate developers, benefit from tax exemptions when acquiring property through lease agreements, while lessees, the buyers, enjoy waived title deed transfer fees.

Net Leasing Portfolio (In USD 000s)



Value Proposition and Service Offering

Real Estate

- Residential property.
- Commercial property.
- Land plots.

Transportation

- Vehicles.
- Marine transportation vessels and boats.

Equipment and Machinery

- Production and manufacturing machinery.
- Equipment; medical and sporting... etc.
- Fixed assets for professionals such as IT equipment, interactive boards... etc.).

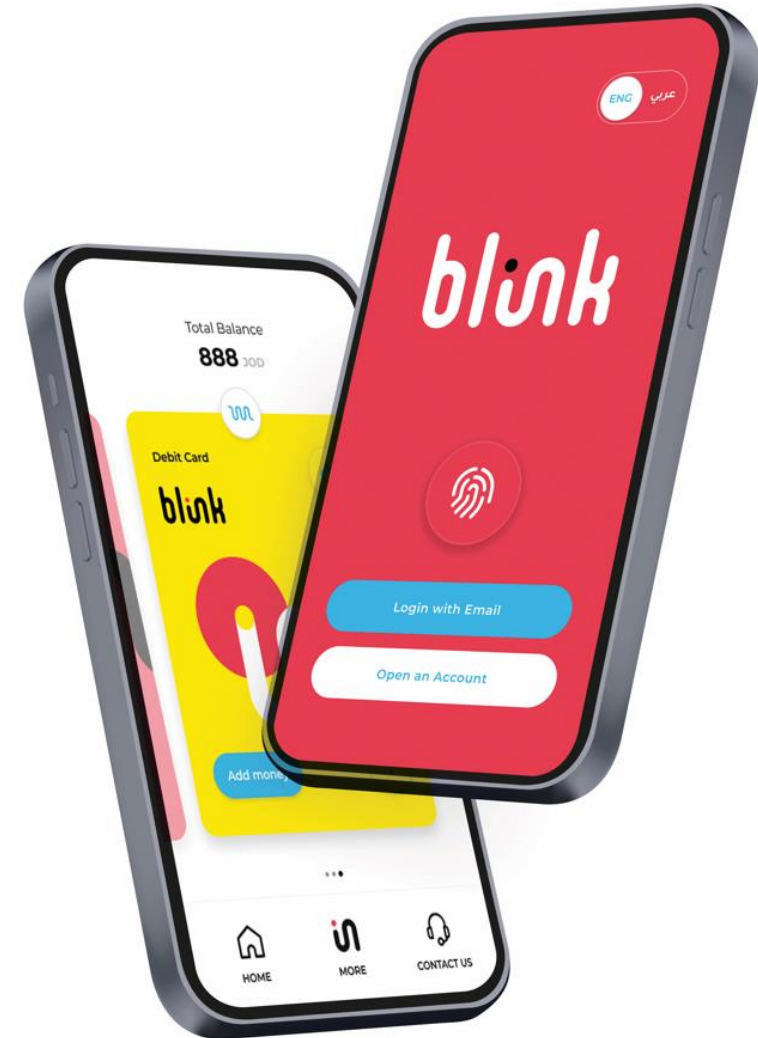
Portfolio Thrive



Capital Leasing's **portfolio** has increased nearly **sixfold (6x)** since its acquisition; with potential for further **growth** driven by the higher demand, and real-estate developers' preference for this specific lending approach.

Blink By Capital Bank – The All Digital Channel

- Launched in February 2022, Blink targets customers within the consumer banking space in Jordan with the aim to elevate financial services through a seamless digital only experience while supporting financial inclusion.
- Blink offers a completely new and unique user interface and experience positioning it as a challenger to the status quo and a disrupter that is re-imagining the way customers receive financial services.
- Blink focuses on simple and transparent ways of banking to foster financial literacy, educate customers and empower them to get financial freedom.
- Blink offers end-to-end digital onboarding and eKYC, a full-fledged bank account with an IBAN, virtual and physical debit and credit cards facilitating online and offline payments with the ability to manage cards digitally, money transfers, contactless payment through Apple Pay and eVouchers.
- Blink has also partnered with players outside the financial services industry to bring lifestyle value added services to its customers, in the form of promotions, discounts, cash back, etc. Blink is the first bank in Jordan to integrate with Royal Jordanian allowing its customers the ability to book their flights directly from the Blink app.



Digital Transformation – To Drive Sustainable Growth

Improved Self-Service Capabilities



- Capital Bank's digital channels maintained strong performance, sustaining a 92% penetration rate from year-end 2024 through Q1 2025. This reflects a steady shift toward digital banking, with more clients continuing to favour online services over traditional methods for their everyday banking needs.
- Customers can link their bank accounts, instantly open investment accounts, fund trading accounts, and begin trading in global and regional markets through digital channels.

Ecosystem and Partnerships



- In 2024, Capital Bank became Jordan's first bank to comply with the Open Banking regulations, ensuring customer data security, innovation and customer data accessibility.
- Capital bank also began forming partnerships with local and regional incubators and accelerators to provide customers with innovative solutions offered by startups and fintech, leveraging a world-class open banking platform.

Customer Centricity & Experience



- Digital services, including onboarding and e-KYC, have reduced manual work and enhanced the customer experience. Secure messaging via the mobile app further improves communication, including the app's agent chat feature.
- Capital Bank's app now offers a 360-degree personal finance view, integrating external assets, liabilities, and full commitments.
- Conveniently, customers can seamlessly acquire financial products, obtain personal loans, and invest in term deposits at competitive rates through digital channels.

Innovation in Payments



- Capital Bank introduced a new feature that allows customers can request a credit card replacement directly through the app, in addition to viewing their credit card details.
- Capital Bank's Easy Payment Plan (EPP) offers customers the option to pay for purchases in convenient monthly instalments.
- The introduction of Smart POS by Capital Bank aims to expand the merchant network and encourage the uptake of non-cash transactions.

Enhanced Efficiency & Productivity



- Capital Bank places customer experience at the heart of its transformation, enhancing efficiency through enhanced digital services and diverse payment options. By minimising branch visits and offering secure, user-friendly digital channels, customers can bank anytime, anywhere. These efforts have streamlined operations, sped up service, and boost satisfaction, driving stronger engagement and digital adoption.

Increased Digital Adoption



- Growing customer logins and digital interactions reflect increased adoption and a positive experience. More customers are relying on digital access for daily views, cash management, and transactions via e-Statements, supporting sustainability efforts like no-receipt printing at ATMs and POS.
- Corporate and SME clients have fully embraced advanced digital services, with most cash management now handled online.

Group Guidance

Medium / Long Term Guidance – 2027



Total
Assets

CAGR to be higher than 8%.



Cost to income
Ratio

To be less than 40%.



Capital
Adequacy

To exceed 15%.



Return on
Equity Ratio

To surpass 16%.



Dividends
Pay-out Ratio

To range between 25 – 50% of net income.

Capital Bank of Jordan – Credit Rating

MOODY'S

CAPITAL
Intelligence

Moody's as of 14.05.2024	Current	Outlook
LT Counterparty Risk Rating (Foreign)	Ba3	
LT Counterparty Risk Rating (Domestic)	Ba3	
ST Counterparty Risk Rating (Foreign)	NP	
ST Counterparty Risk Rating (Domestic)	NP	
LT Bank Deposits (Foreign)	Ba3	Stable
LT Bank Deposits (Domestic)	Ba3	Stable
ST Bank Deposits (Foreign)	NP	
ST Bank Deposits (Domestic)	NP	
LT Counterparty Risk Assessment	Ba3(cr)	
ST Counterparty Risk Assessment	NP(cr)	
Baseline Credit Assessment	b1	
Adjusted Baseline Credit Assessment	b1	

Capital Intelligence as of 02.07.2024	Current	Outlook
Core Financial Strength	bb	
LT Currency (Foreign)	B+	Positive
ST Currency (Foreign)	B	Positive
Bank Standalone – BSR	b+	Stable

Capital Bank Group – Awards and Recognitions



- **Best Bank for Cash Management in Jordan**

The Digital Banker Magazine commended Capital Bank for its leadership in providing innovative cash management solutions and its dedication to developing cutting-edge banking products and services. The magazine emphasised that the bank's offerings are meticulously designed to address the unique needs of its corporate clients, particularly in liquidity management, cash flow optimisation and supporting international transactions.



- **Best Bank Jordan 2025**

Capital Bank received the Best Bank Jordan award as a testament for its dedication to delivering innovative and comprehensive financial solutions from Global Financial Market Review; a dedicated online news aggregation portal specialising in financial market news and industry updates.



- **Best Banking App Jordan 2025**

Capital Bank received another award from Global Financial Market Review. The 'Best Banking App Jordan 2025' award showcases Capital Bank's commitment to delivering innovative solutions to lead the financial sector in Jordan. The award reflects the bank's ongoing efforts to enhance its mobile banking platform, providing a seamless, secure, and user-friendly experience.

Capital Bank Group – Awards and Recognitions



- **Excellence in Data and AI Application Award**

Capital Bank received the 'Excellence in Data and AI Application' award at the 9th edition of the Middle East AI and Data Analytics Summit 2025, held in the United Arab Emirates, in recognition to its commitment to leveraging artificial intelligence (AI) and data analytics to drive innovation in the banking sector. It also reflects the bank's strategic investment in cutting-edge technologies to enhance customer experience and improve operational efficiency.



- **Best Mobile Banking App in Jordan**

For the second consecutive year, Capital Bank received the Best Mobile Banking App award by International Business Magazine – one of the best international news magazines for in-depth journal analysis of finance, economics, banking and technology.



- **Best Wealth Management Services in Jordan 2025**

Capital Bank received 'Best Wealth Management Services in Jordan 2025' Award by International Business Magazine. This esteemed recognition underscores the Bank's exceptional track record in providing personalised, innovative wealth management solutions tailored to the unique needs of its clients.

ESG – Awareness and Approach

ENVIRONMENTAL

SOCIAL

GOVERNANCE

- During the second quarter of 2024, Capital Bank published its second sustainability report in line with the standards and guidelines of Global Reporting Initiative (GRI) and the United Nations' Sustainable Development Goals 2030 (UNSDGs).
- The report outlines the Bank's approach to addressing the impact of its activities on the environment and society, highlighting the achievements and aspirations to sustainable development and growth. The report also highlights the Bank's approach to sustainability which revolves around **3** pillars – focused on **12** material topics as follows:

Pillar 1 – Environmental: Climate Action and Protecting the Environment:

- a. Climate Change and Decarbonisation
- b. Environmental Management
- c. Sustainable Lending and Investing

Pillar 2 – Social: Creating Value for Our People and Communities:

- a. Gender Equality and Workforce Development and Wellbeing
- b. Local Communities
- c. Financial Inclusion and Literacy
- d. SME Growth
- e. Customer Experience and Satisfaction

Pillar 3 – Governance: Implementing Robust and Responsible Corporate Governance:

- a. Data Security
- b. Innovation and Digitisation
- c. Incorporation of ESG Factors in Credit Analysis
- d. Compliance and Ethical Conduct

ESG – Awareness and Approach

ENVIRONMENTAL

SOCIAL

GOVERNANCE

Driven by its firm belief in its pivotal role in positively impacting the local community and contributing to its development, Capital Bank of Jordan has established a robust corporate social responsibility strategy, defining its target audience and key pillars.

With a focus on financial literacy, entrepreneurship, women’s empowerment, and environmental sustainability, Capital Bank of Jordan addresses key challenges facing Jordanians to foster growth and development as part of its commitment to sustainable performance. The bank has also launched various initiatives to enhance community well-being, including:

- Implementing environmental measures to reduce its carbon footprint in partnership with local NGOs, alongside the use of renewable energy in its buildings.
- Supporting educational initiatives to upskill youth and provide scholarships, such as the Employees’ Educational Fund, and establishing long-term partnerships with NGOs and civil society organisations such as:
 - Al Aman Fund
 - Elia Nuqul Foundation
 - Al Bunayyat Centre for Special Education
 - Wasel for Education and Awareness
 - Jordan Basketball Federation
 - Seven Mountains Initiative
- Capital Bank also continues to support socio-economic development targeting under-privileged members in the society in partnership with entities, some of which being:
 - Tkiyet Um Ali
 - Orphan Support Association
 - Atfaluna Association
 - SOS Jordan
- Arising from the importance of financial literacy and in line with the directives of the Central Bank of Jordan, Capital Bank is actively promoting financial literacy among diverse audiences through various channels, including interactive sessions and social media platforms under ‘Deer Malak’ Initiative.

ESG – Awareness and Approach

ENVIRONMENTAL

SOCIAL

GOVERNANCE

In terms of governance the Bank integrated a social and environmental management system to assess ESG risks of the credit decision making process, some of which are as follows:

- Implementing a regular Environmental & Social ('E&S') performance assessment through an E&S board-approved policy that is based on IFC standards.
- E&S procedures have been fully integrated pertaining to categorisation, assessment and monitoring into the credit approval system and is currently being updated and developed to be aligned with the CBJ green lending strategy.
- Conducting adequate E&S training to designated credit/front office staff members through the IFC E-learning platform to enable them to report any E&S risk as part of their standard processing of transactions.
- Categorising transactions based on exposure to E&S risk sectors as per Capital Bank's E&S policy, by performing an analysis for relevant transactions to assess the identified risks, mitigate and manage risks associated to these transactions by identifying the problems and designing adequate solutions using IFC Standards.
- Monitoring the E&S performance of clients through staff annual site visits and questionnaires.
- Guarantco partial guarantee of a portfolio to grow the Bank's climate adaptation and mitigation deal for USD 125m.

Additionally, and in line with the Bank's strategic emphasis on innovation and digitisation to support financial inclusion and stimulate economic growth; innovative measures were taken aiming at improving self service capabilities through a comprehensive, secure and efficient platform offering financial services. This has increased operational efficiency, enhanced transparency and strengthened risk management which in turn helped reduce carbon footprint.



Section 2

Corporate Governance

capital
bank

Solid Board of Directors



H.E. Mr. Bassem Al-Salem
Chairman, Non-Executive

- One of the founders of the Bank. Appointed as Chairman of the Board in 2010.
- Previously served as the Jordanian Minister of Labour and Minister of Finance and was a member of the Jordanian Senate.
- Served on the boards of several prominent private and publicly listed companies, including the Association of Banks in Jordan and the Social Security Corporation.

Name	Appointment	Role	Experience
H.E. Bassem Khalil Al-Salem	2010	Chairman	Undergraduate > 26 years experience
H.E. Said Samih Darwazah	2021	Vice Chairman	Masters >26 years experience
Hitaf Investment Company Represented by Mr. 'Mohammed Ali' Khaldoun Al-Husry	2009	Member	Masters >20 years experience
The Safety First Investment Company - PIF Represented by Mr. Muteb Mohammad Al-Shathri	2022	Member	Masters >16 years experience
The Safety First Investment Company - PIF Represented by Ms. Lamyah Mohammed Alfozan	2022	Member	Masters >16 years experience
The Safety First Investment Company - PIF Represented by Mr. Fadi Adel AlSaid	2025	Member	Undergraduate >21 years experience
Social Security Corporation Represented by Mr. Saleh Hamdallah Al-Shbikat	2009	Member	Masters >16 years experience
Al-Jadara Company for Real Estate Investment Represented by Mr. Sultan Mohammed El-Seif	2009	Member	Undergraduate >16 years experience
Investments & Integrated Industries Co. Represented by Mr. Khalil Hatem Al-Salem	2009	Member	Undergraduate >16 years experience
H.E. Samir Zaid AIRifai	2025	Independent	Masters >26 years experience
Ms. Dalia Abdelazim Wahba	2025	Independent	Undergraduate >26 years experience
Mr. Khalid Walid Nabils	2017	Independent	Masters >21 years experience
Mr. Yousef A.Y. Ensour	2021	Independent	Masters >21 years experience

Composition Stats

- All members are non-executive.
- **4 out of 13** members are independent.

Highly Experienced Management Team



Mr. Tamer Ghazaleh
Chief Executive Officer

- Named Chief Executive Officer in May 2024, Mr. Ghazaleh brings over 26 years of extensive and diverse experience in Finance and Banking.
- Served as a key member on numerous executive committees and has been at the forefront of financial strategy development, enhancing financial oversight and managing risks.
- Held several senior positions in regional and international banks as an executive manager and board member.

Name	Position	Joined
Fraje Nersesian	Chief Strategy Officer	2018
Haya Abuata	Chief Human Resources Officer	2020
Labib Musallam	Chief Treasurer and Investment Officer	2016
Mamoun Al Said	Acting Chief Institutional Banking Officer	2021
Manar Al Nsour	Group Chief Financial Officer	2016
Manar Aabidi	Group Chief Credit Officer	2020
Mohammed Mu'az	Group Chief Legal Counsel	2003
Munis Haddadin	Group Chief Risk Officer	2021
Nadeem Khitan	Chief Consumer Banking Officer	2024
Rami Stephan	Group Chief Audit Executive	2024
Shereen Nasr	Group Chief Compliance Officer	2021
Touleen Barto	Chief Marketing and Corporate Communications Officer	2021
SUBSIDIARIES		
Ayman Abu Dhaim	CEO, National Bank of Iraq	2018
Bashar Amad	CEO, Capital Investments	2021
Manar Ameen	General Manager, Capital Leasing	2022
Rola Abu Irshaid	SEO, Capital Investments – DIFC	2024

Gender



59%



41%

Education

Bachelor's

53%

Master's

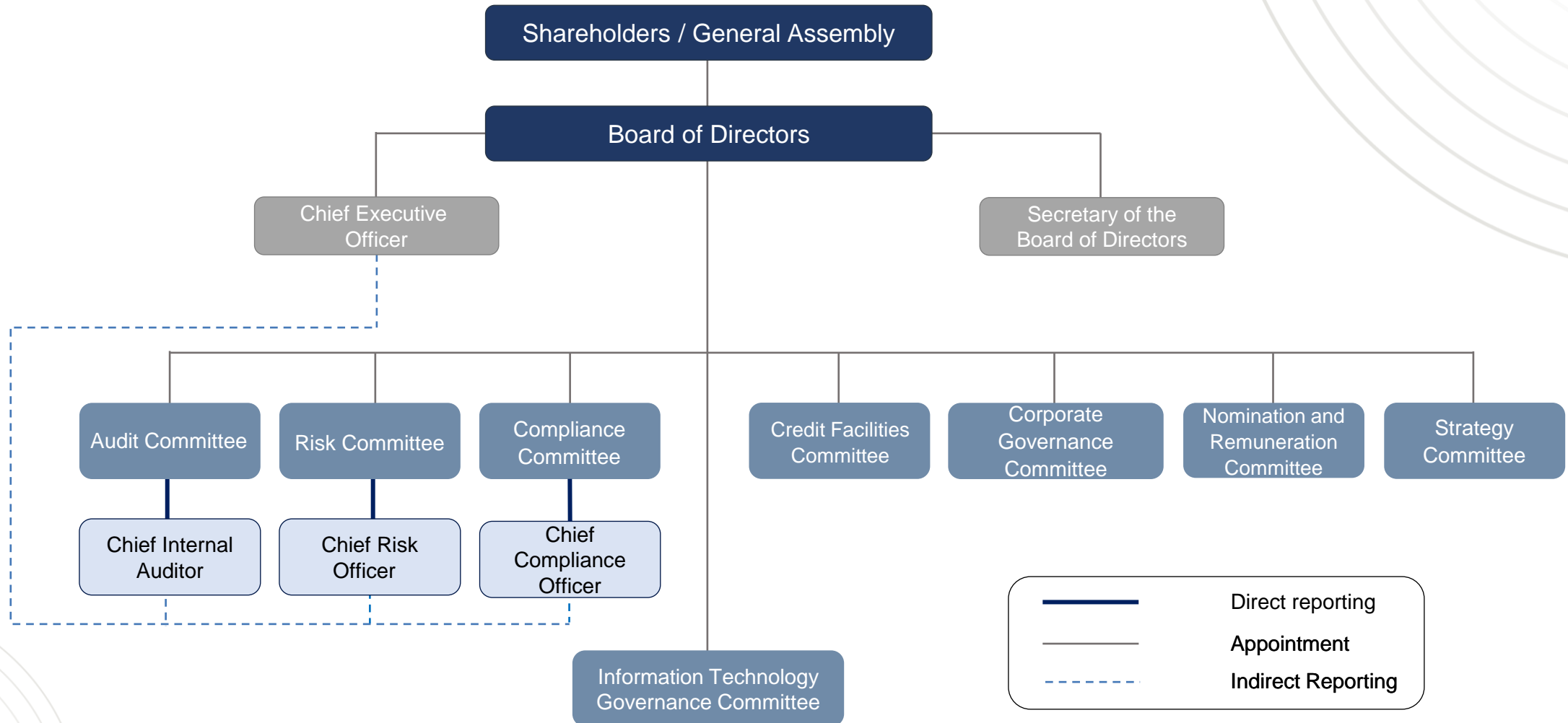
47%

Average Experience



24
Years

Solid Governance and Decision Making





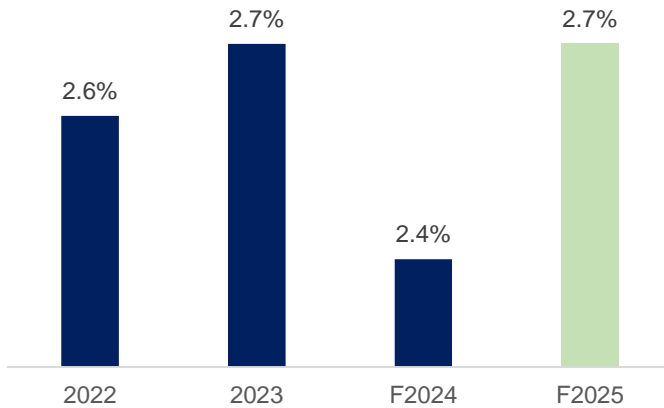
Section 3

Macroeconomic Developments and Banking Sector Highlights

capital
b a n k

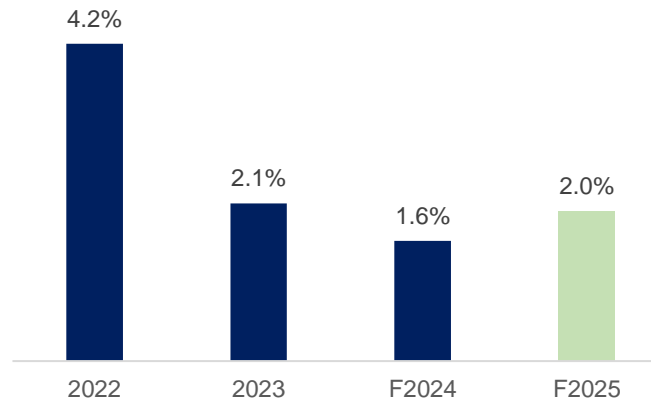
Jordanian Economy Highlights

Real GDP Growth Rate



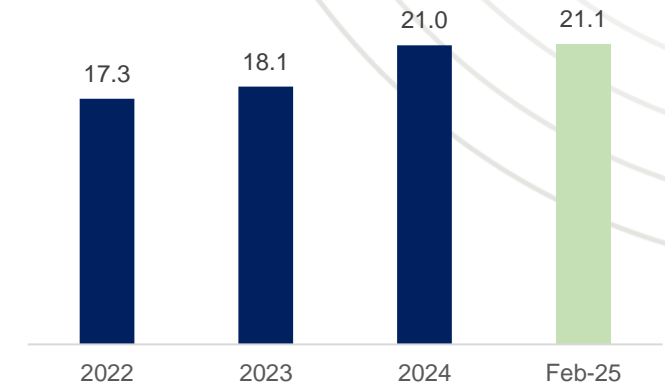
Jordan's real GDP growth is projected to increase to 2.7% in 2025, up from 2.4% in 2024 driven by a recovery in the tourism sector and improved regional trade. These projections are supported by ongoing structural reforms and fiscal policies aimed at strengthening economic resilience and boosting investor confidence.

Inflation Rate (CPI, Average Annual)



Due to higher global commodity prices and increased domestic demand; inflationary pressures will persist driven by rising energy costs and food prices. These factors are compounded by ongoing fiscal adjustments aimed at reducing public debt which may contribute to price increases in the short term.

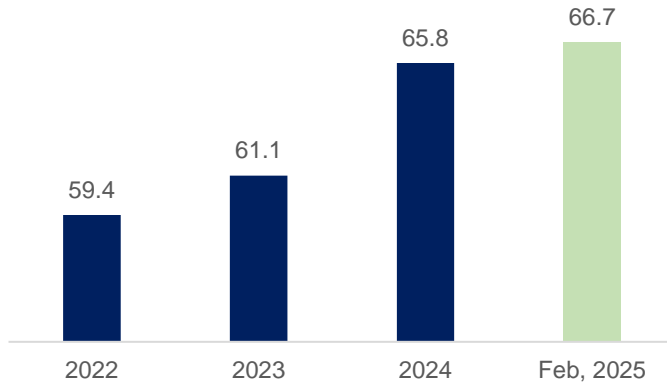
Foreign Currency Reserves (USD Bn)



Foreign Currency Reserves as per Central Bank of Jordan data reached USD 21.1bn in February 2025, reflecting improved external financial support and stronger trade performance. The increase is driven by higher remittances and a recovery in tourism, which contribute to the accumulation of foreign exchange.

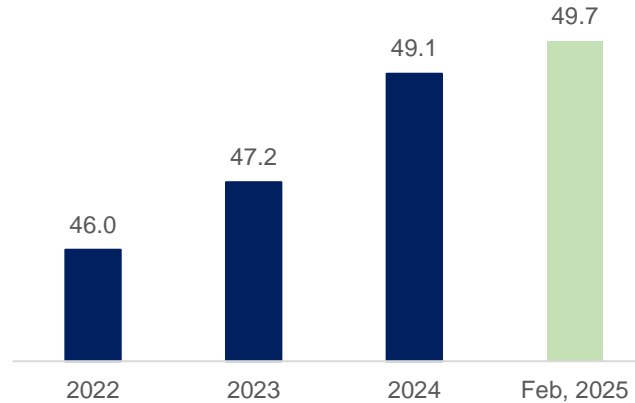
Jordanian Banking Sector

Total Bank Deposits (USD Bn)



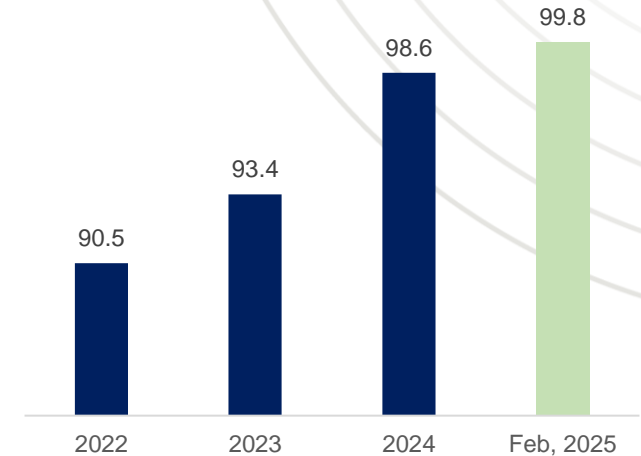
Standing at USD 66.7 billion as of February 2025, Total Bank Deposits witnessed a rising trend throughout the years.

Banks Total Loans (USD Bn)



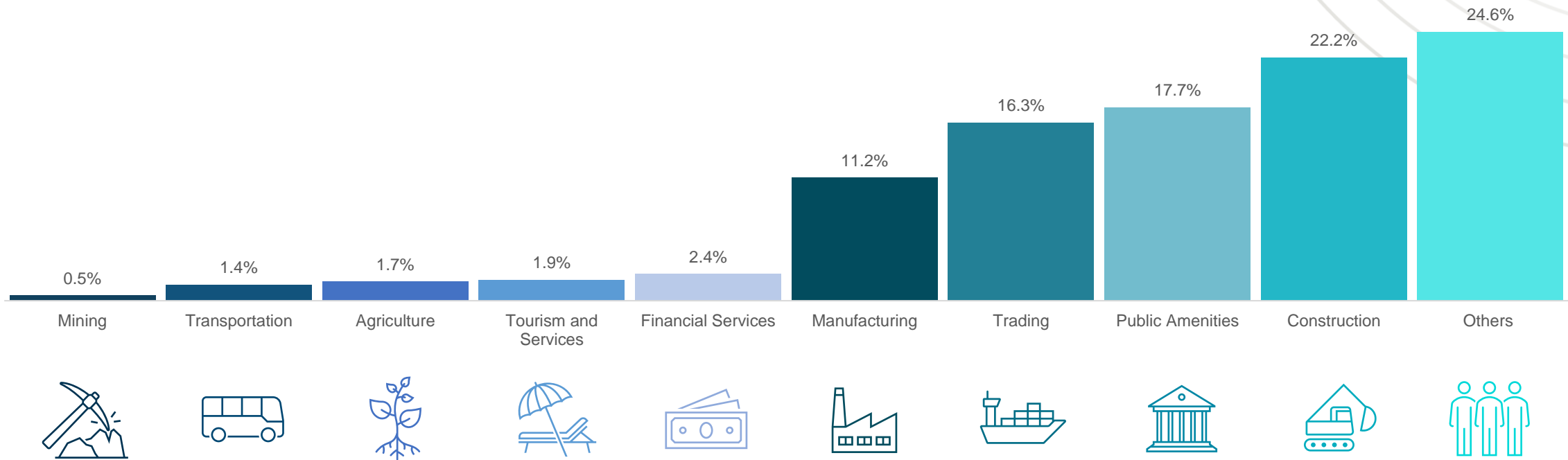
At USD 49.7 billion, Banks' Total Loans similarly witnessed an increasing trend since 2022, with Loan to Deposit ratio reaching 74.4% in February 2025 compared to 77.2% as of December 2023.

Total Assets (USD bn)



With the simultaneous rise in both total bank deposits and loans, total assets have shown steady growth, aligning with these increases, as banks capitalise on enhanced liquidity and expanded credit facilities to strengthen their balance sheets and support further financial stability.

Facilities by Segment in The Jordanian Market



* Data for February 2025.

Source: Association of Banks in Jordan – Monthly Banking Bulletin (April 2025 Edition).

Key Banking Indicators

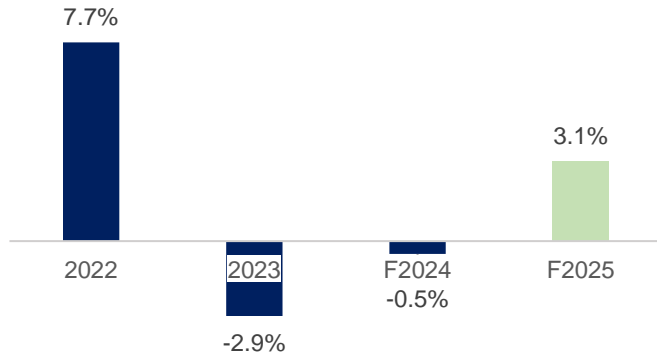
Item	2021	2022	2023	2024	2025*
Non-Performing Loans Ratio	5.30%	4.80%	4.94%	5.6%	N/A
Coverage Ratio	79.9%	81.5%	75.6%	73.1%	N/A
Return on Equity (ROE)	8.3%	8.8%	9.3%	9.8%	N/A
Return on Assets (ROA)	1.0%	1.0%	1.1%	1.2%	N/A
Overnight Window Rate	2.0%	6.25%	7.25%	6.25%	6.25%
Average Interest Rate on Term Deposits	3.5%	4.6%	5.9%	5.9%	5.6%

* Data for February 2025.

Source: Association of Banks in Jordan – Monthly Banking Bulletin (April 2025 Edition).

Iraqi Economy Highlights

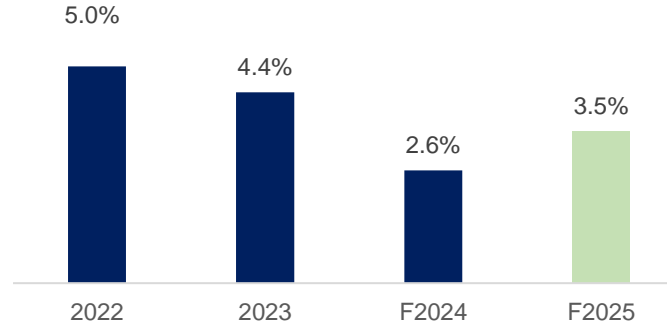
Real GDP (% Change)



Iraq's GDP is set to recover in line with global trends, particularly the growth for hydrocarbon-exporting nations, driven by stabilised oil prices and post-conflict reconstruction.

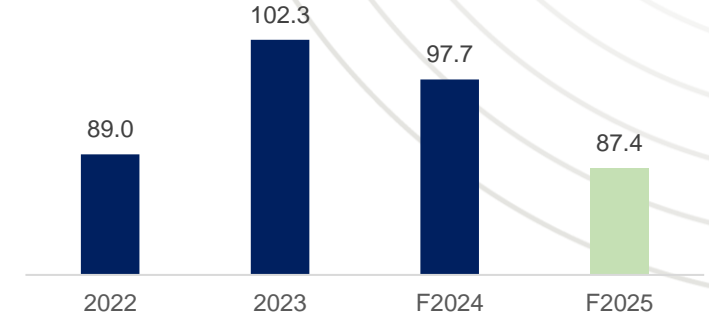
This rebound is supported by increased public investment and a gradual rise in oil production.

Inflation Rate (CPI, Average Annual)



Iraq's inflation is forecasted to rise to 3.5%, driven by higher energy prices and post-conflict reconstruction costs. While inflation remains manageable, the government is working on fiscal reforms to ensure long-term stability.

Foreign Currency Reserves (USD Bn)



Iraq's foreign currency reserves are expected to decrease in 2025 by 11% compared to 2024 levels. This drop is influenced by several factors such as fluctuations in oil prices and broader economic challenges. Despite this, the government is focused on bolstering reserves through fiscal reforms and efforts to diversify revenue sources, aiming to maintain economic stability.

Disclaimer

Capital Bank of Jordan ("Capital Bank") has taken reasonable measures that the information and data it presents on the Investor's Presentation on this website is accurate and current. However, Capital Bank makes no express or implied warranty regarding the accuracy, adequacy, usefulness, reliability and the completeness of the information or data provided in the Investor's Presentation, which may have been provided by third parties or otherwise. Capital Bank hereby expressly disclaims all legal liability and responsibility to persons or entities that use or access this Investor's Presentation and its content, based on their reliance on any information or data that is available through the Investor's Presentation.

The content of the Investor's Presentation is not designed or intended to provide any advice or recommendation to investors, investment institutions, financial institutions or any persons or entities that use or access this Investor's Presentation. The information provided in the Investor's Presentation is not designed or intended to address the particular needs of any investor, investment institution, or any persons or entities that use or access this Investor's Presentation and its content.

Before acting based on any information provided herein, the reader of this Investor's Presentation should consider the appropriateness of the information and should also seek independent professional advice.

Reference to any specific commercial product, process, or service by trade name, trademark, manufacturer, or otherwise does not constitute an endorsement, a recommendation, or a favouring by Capital Bank.

The Investor's Presentation may contain forward-looking statements or expressions including statements regarding Capital Bank's intent, belief or current expectations. Readers are cautioned not to place undue reliance on these forward-looking statements or expressions. Capital Bank does not undertake any obligation to publicly release the result of any revisions to these forward-looking statements to reflect events or circumstances after the date hereof to reflect the occurrence of unanticipated events. While due care has been used in the preparation of forecast information, actual results may vary in a materially positive or negative manner.

Capital Bank accepts no responsibility or liability whatsoever for any losses or damages, including consequential losses and damages, suffered directly or indirectly by any person who uses or accesses the information in the Investor's Presentation, including without limitation, loss of profits, resulting from any investment or divestment made or any change to an investor's financial position which is made as a consequence of the reader's use of the information in this Investor's Presentation.

This Disclaimer and its terms is an extension to the Terms and Conditions provided by Capital Bank to address the use of Capital Bank's Website.

Address | AMMAN

Sulieman Nabulsi Street, Building 26

Boulevard, Abdali

Amman 11194, Jordan

P.O.BOX 940982

Tel: +962 6 510 02 00

Email: investors.inquiries@capitalbank.jo



facebook.com/capitalbankjo



x.com/CapitalBankJo



instagram.com/capitalbankjo



linkedin.com/company/capital-bank-of-jordan/

